

**Note: Key data/information in this page is hidden, while that in the report is not.**

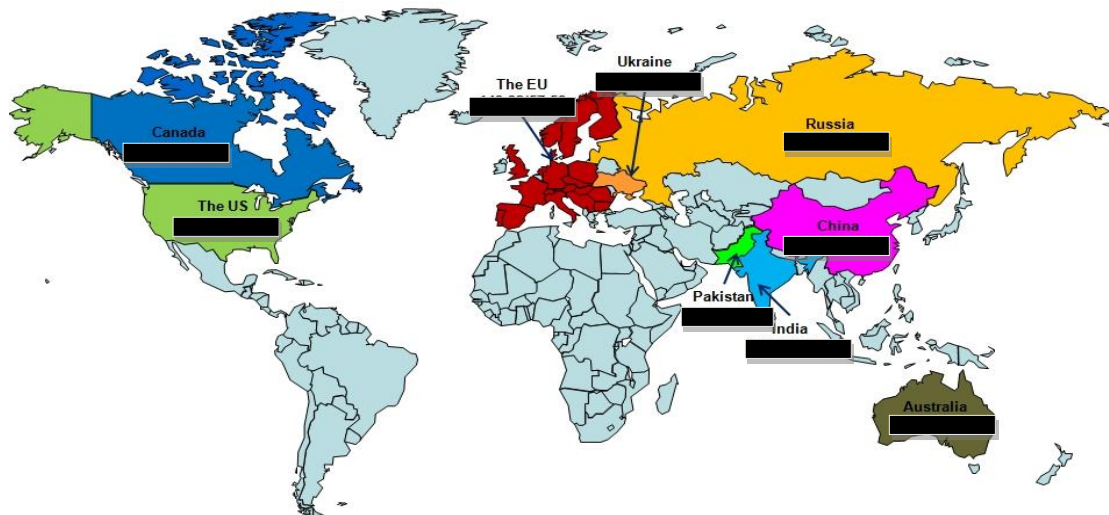
...

## 2.5 Wheat

Wheat is a staple food in the world and the main source of food industry. Globally, approximately 80% or more of its output is used for food production and related industries. In 2009-2013, about 17%-20% of the global total wheat output is used in feed industry. There are some features of wheat used as the raw material of feed as follows:

...

Figure 2.5-1 Output (million tonne) and area harvested (million ha) of wheat in major countries and regions, 2013



Source: The United States Department of Agriculture, Food and Agriculture Organization of the United Nations, National Bureau of Statistics of China, Brazilian Institute of Geography and Statistics & CCM

...

### 3.2.2.3 Feed consumption

...

- Pig

Pork has been the most common meat products in Chinese people's daily diet. With improvement in people's living standard, the consumption of pork in China has kept increasing. Correspondingly, the output of pork also posted an uptrend during 2009-2013 with a CAGR of xxx%. Besides, the pig breeding stock and the amount of piglets in China have respectively

increased to xxx head and xxx head in 2013 at CAGRs of xxx% and xxx% over 2009.

...

Table 3.2.2.3-1 Pig breeding and pork output in China, 2009-2013

Year	Breeding stock, million head	Piglet, million head	Pork output, million tonne
2009	xxx	xxx	xxx
2010	xxx	xxx	xxx
2011	xxx	xxx	xxx
2012	xxx	xxx	xxx
2013	xxx	xxx	xxx

Source: The United States Department of Agriculture

#### - Poultry

Affected by the avian influenza incidents impacting the poultry breeding industry heavily, the output of poultry meat in China decreased from xxx tonnes in 2012 to xxx tonnes in 2013. However, as a whole, from 2009 to 2013 the output of poultry meat in the country took an xxx trend with a CAGR of xxx%.

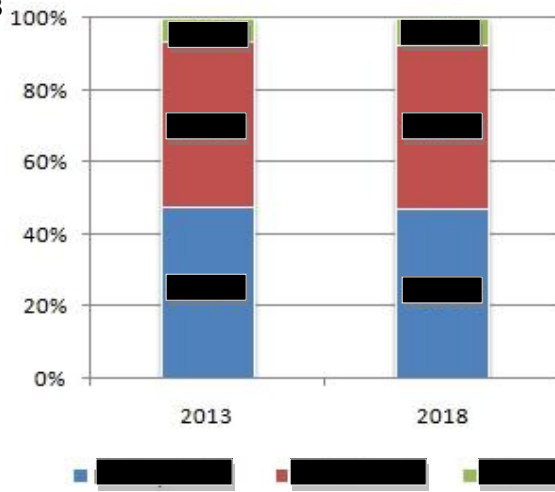
Table 3.2.2.3-2 Output of poultry meat in China, 2009-2013

Year	Output, million tonne
2009	xxx
2010	xxx
2011	xxx
2012	xxx
2013	xxx

Source: The United States Department of Agriculture

...

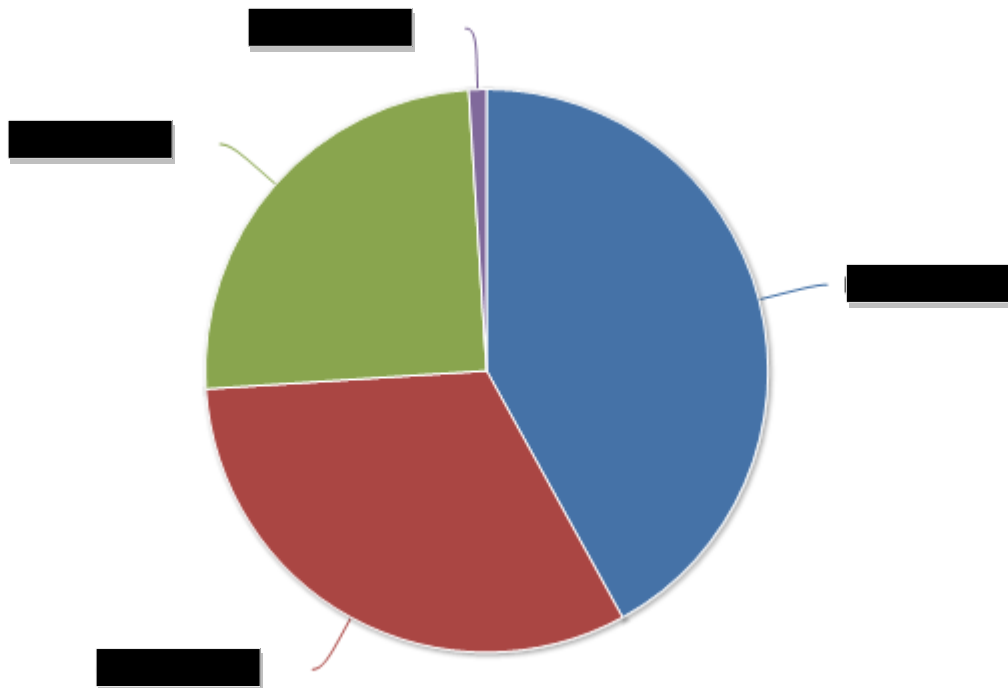
Figure 3.2.3.4-5 Comparison of consumption structure of compound feed in India, 2013 VS 2018



Source: CCM

...

Figure 3.2.4.3-2 Consumption structure of compound feed in Japan by volume, 2013



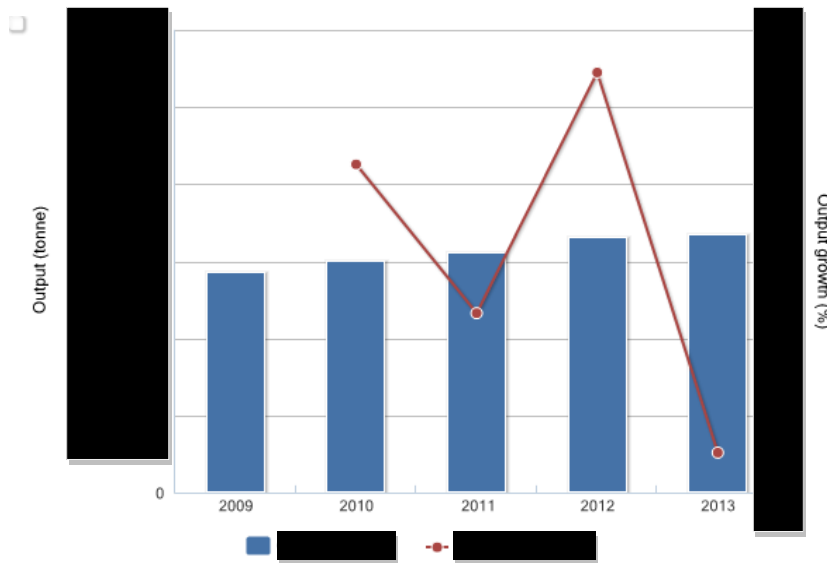
Source: CCM

...

### 3.3.3.2 Feed supply

Benefited from the sound development of the breeding industry, the demand for feed in Brazil has been increasing. Accordingly, the output of compound feed in Brazil took an uptrend in 2009-2013 from xxx tonnes to about xxx tonnes with a CAGR of xxx%.

Figure 3.3.3.2-1 Output of compound feed in Brazil, 2009-2013



Source: CCM

From 2009 to 2013, the output of compound feed for poultry was on the rise in Brazil with a CAGR of xxx%. In 2013, the output was about xxx tonnes, increasing by xxx% compared with xxx tonnes in 2012.

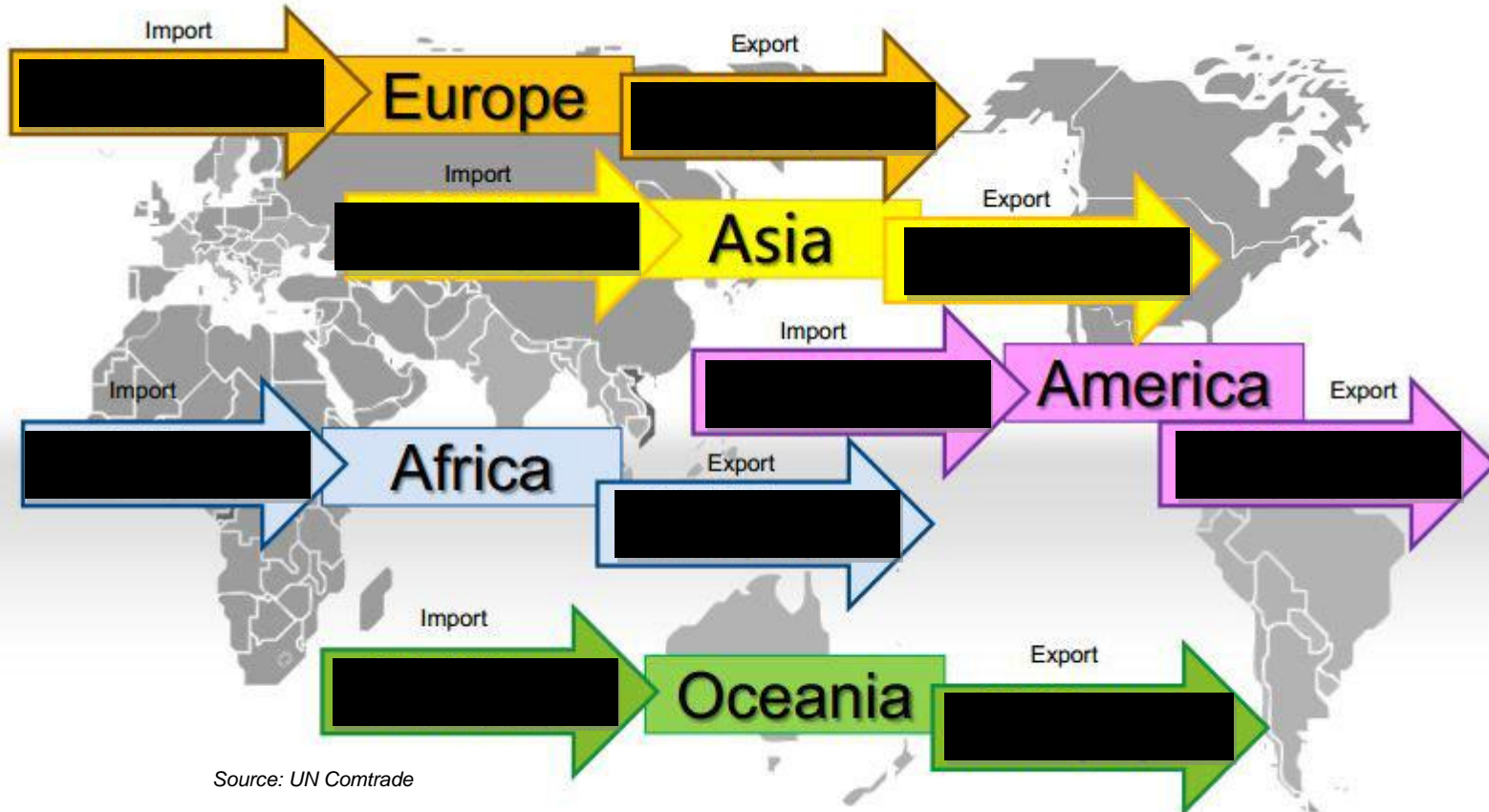
...

## 5 Global trade of feed

### 5.1 Overview

...

Figure 5.1-1 Trade flow of global feed by volume and value, 2013



Source: UN Comtrade

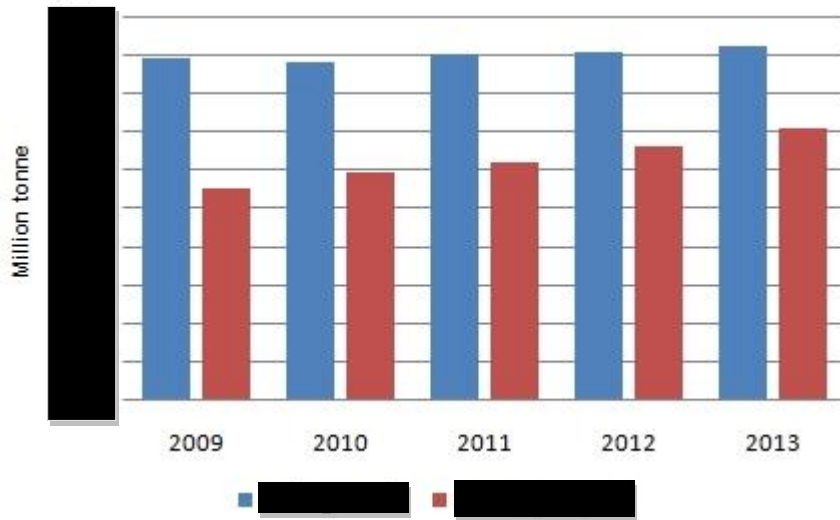
...

### 6.3 Aquaculture

Improvement in people's consumption level and continuous optimization of dietary pattern have driven up the consumption volume of aquatic products worldwide and thus promoting the development of the aquaculture industry.

Benefiting from their high nutrient value, aquatic products are the main source of protein for human. In 2013, the total fishing catch was about xxx tonnes worldwide, increasing by xxx than xxx tonnes in 2012. Besides, the farming output was on the rise as well, showing a CAGR of xxx% in 2009-2013.

Figure 6.3-1 Fishing catch and farming output of aquatic products in the world, 2009-2013



Source: The Food and Agriculture Organization of the United Nations

...

### 9 Major global feed suppliers

Table 9-1 Major feed manufacturers in the world

No.	Company	Website	Location	Basic information, 2013				Company background/dynamics
				Time of establishment	Employee	Revenue, billion USD	Total assets, billion USD	
XXX	XXX	XXX	XXX	XXX	XXX	XXX	XXX	XXX
XXX	XXX	XXX	XXX	XXX	XXX	XXX	XXX	XXX
XXX	XXX	XXX	XXX	XXX	XXX	XXX	XXX	XXX
XXX	XXX	XXX	XXX	XXX	XXX	XXX	XXX	XXX

Source: Financial reports of the above-mentioned companies & CCM

...